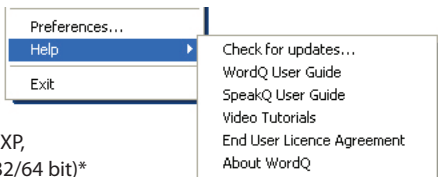


## User guide, updates and more

Options>Help>



## What you need

- Microsoft® Windows XP, Vista (32/64 bit)\*, 7 (32/64 bit)\*
- or Mac OS X 10.4 or newer
- Speakers or a headset

## Install software

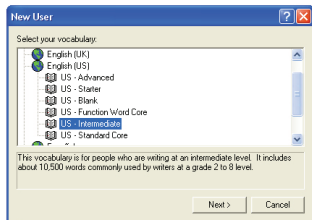
- Insert the *WordQ* software disc into your computer.
- An onscreen menu will appear with instructions to follow.

## Start WordQ

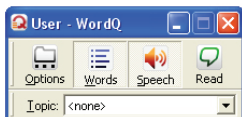
- On PC, either double click the WordQ desktop shortcut icon or go to **Start>Programs>WordQ>WordQ**.
- On Mac, either click the WordQ desktop shortcut icon, the dock icon, or go to **Applications>WordQ>WordQ**.
- Register *WordQ*. Type your name, organization (optional) and provided serial number.




- Create a “new user” vocabulary following on-screen instructions.
- Select a vocabulary set, e.g., **English (US)>US - Intermediate**.
- Save your vocabulary.
- Your user profile and vocabulary is saved in **Documents>WordQ**.
- When uninstalling WordQ, delete this folder separately.



- The *WordQ* functions toolbar will appear:



- Open a writing program such as MS Word, WordPad, TextExit or Pages. The prediction box will appear near the text cursor.
- When you switch applications (e.g., from Word to Mail), the prediction box will automatically move over to that application.

☞ If the prediction box does not appear, click the **Words** button 

## ***Predict your words while typing***

Each letter you type results in a list of words in the prediction box.

If you see a word you want, do one of the following:

- press the ↓ (down arrow) key until the word is selected and press *Enter*,
- click the word with your mouse/touchpad, or
- type the number beside the word,

I am going to g

1	go
2	get
3	give
4	go to
5	get a

☞ If your word is not shown, keep typing until it appears. Each time you use a word, *WordQ* will remember it and suggest it sooner the next time, with fewer letters typed.

## ***Predict a word you don't know how to spell***

Sound out the letters, be creative and keep typing as best you can until the word appears.

difcalt|

1	difficult
2	dictate
3	dialect
4	difficulty
5	defect


## ***Hear predicted words***

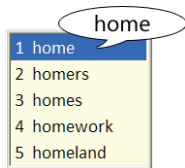
Hear each predicted word by pressing the ↓ (down arrow) key or holding the cursor over the words.

## Hear your words while typing

- After each word is selected or typed, it will be spoken.
- At the end of the sentence, the sentence will be spoken.



☞ If you can't hear the words, ensure the **Speech button**  is turned on, volume is adjusted, and speakers are connected and powered.



## Easy assisted reading



Ensure the **Speech button** is turned on.



**Highlight any portion of text**, online or offline.



Click the **Read button**.

## Proofread your work



Click the **Read button** to highlight the current sentence in most standard applications (e.g., MS Word or WordPad)

**Spacebar** Press *Spacebar* (which acts like a Play/Pause button) and words are read and highlighted.

→ ← Read individual words to locate specific errors by repeatedly pressing → (right arrow) or ← (left arrow).

↑ ↓ Move between sentences with ↓ (down arrow) and ↑ (up arrow).

**Esc** Press the *Esc* key or click in the text to edit.

## Undo a wrong selection

**Esc** Press *Esc* if you select the wrong word by mistake. The last word will be erased and you can now select the correct word.

## Choose different word endings

To choose different endings, select a partial word, e.g., "start" and press **Backspace** to show variations of that word and make a selection.

to start|

- 1 start
- 2 starters
- 3 starting
- 4 startle
- 5 started

## Move through the document

← ↑ → Use directional arrow keys to move through text and hide the prediction box. The box will re-appear after a pause.

## Distinguish similar words

Use the → (right arrow) key to display and hear a usage example of potentially confusing words indicated by the ► (triangle) symbol.

the

- 1 the
- 2 they
- 3 their ► (They have sold their home)
- 4 there
- 5 then

## Use the thesaurus

Use the → (right arrow) key to display synonyms indicated by the ◆ (diamond) symbol. Hear each synonym by pressing the ↓ (down arrow) key or mousing over the words. Select words with the **Enter** key or by clicking on them with the mouse.

- |            |          |
|------------|----------|
| 1 ablate ◆ | burning  |
| 2 ablation | blazing  |
| 3 ablative | flaming  |
| 4 ablaut   | inflamed |
| 5 ablate   | aroused  |
|            | afire    |
|            | reddened |
|            | alight   |
|            | afame    |

**Technical support: [support@goQsoftware.com](mailto:support@goQsoftware.com)**

Check our website for online video tutorials, support, community and much more.