



for Google Chrome™

Think. Write. Go!

Proofread your work, word-by-word. ***Active Speech Recognition (ASR)***

A screenshot of the WordQ for Chrome web application interface. The browser address bar shows "WordQ for Chrome.html". The toolbar includes icons for bold, italic, underline, bulleted list, numbered list, indent, outdent, undo, redo, settings, and speech recognition. The main text area contains a paragraph about a standalone text editor. A red box highlights the word "WordQ" in the paragraph, with a callout line pointing to the "Proofread your work, word-by-word" text. Another red box highlights the speech recognition icon in the toolbar, with a callout line pointing to the "Active Speech Recognition (ASR)" text. A third red box highlights the word "WordQ" in the paragraph, with a callout line pointing to the "Reads highlighted text, suitable for reading to learn." text. At the bottom, a yellow box shows a word prediction list: "1 for ^ 2 force ^ 3 form ^ 4 formal 5 for the".

Reads highlighted text, suitable for reading to learn. **WordQ for Chrome**

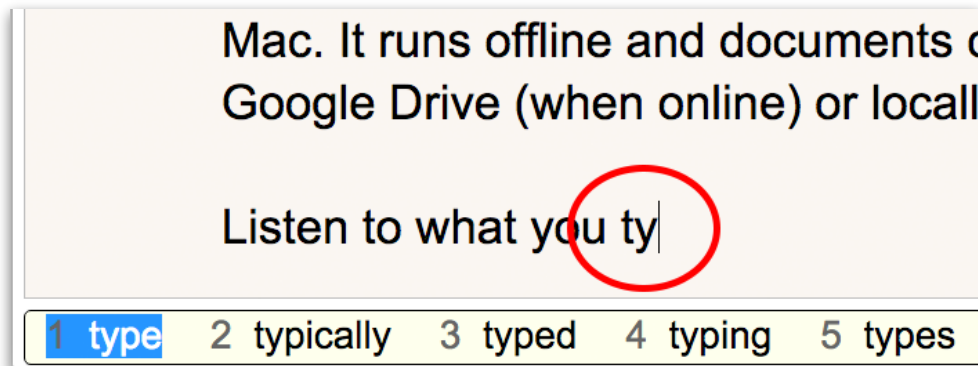
A simple standalone text editor is used for writing with the support of word prediction and speech feedback features, matching many of the key features of our (Quillsoft Ltd.) desktop WordQ software and iWordQ for iPad. It runs offline, and you can open and save documents on your Google Drive (when online) or locally (when offline). The intent is not to replicate all the features of Google Docs, but to offer a much simpler supportive writing space for note-taking, initial drafts and editing with minimal formatting.

In-context word prediction. The ^ indicates usage examples.

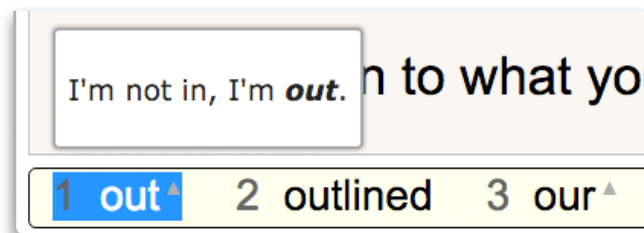
1 for ^ 2 force ^ 3 form ^ 4 formal 5 for the



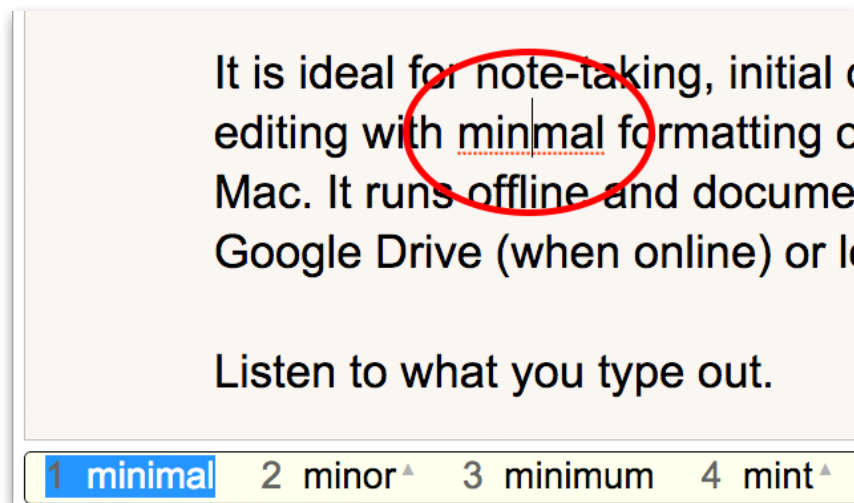
Word Prediction



- To use word predictions, type the number of your word or click to select.
- To type numbers, word prediction must be turned off or use the number pad.
- Undo a wrong selection by pressing ESC

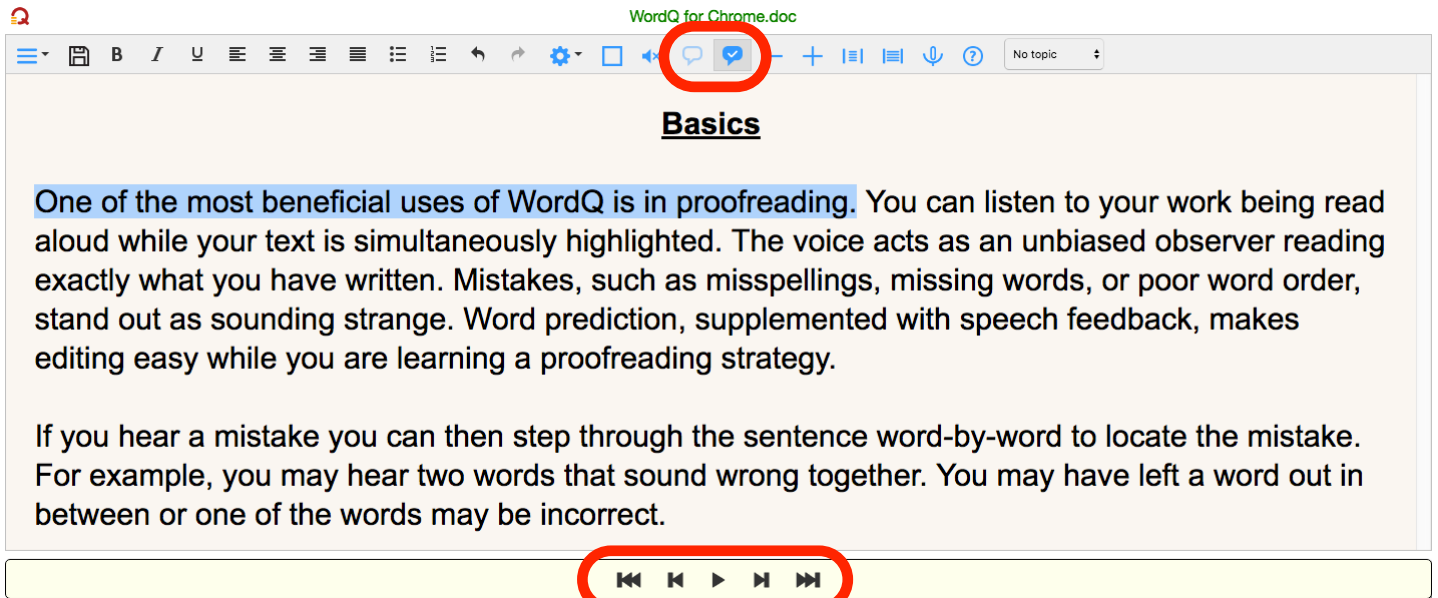


View usage examples by hovering the mouse over a predicted word to see/hear the usage example.










Word prediction also works inside words already typed.

Proofread





Proofread Sentences

1. **Click Proofread** 
2. **Listen to sentence.** Press SPACEBAR, or click 
3. **Play or pause/resume.** Press SPACEBAR, or click 
4. **Listen to individual words for any mistakes.** Move across words by pressing RIGHT or LEFT arrow keys, or by clicking  or 
5. **Proofread other sentences.** Go to the next or previous sentence by pressing DOWN or UP arrow keys, or by clicking  or 


Speech Feedback

Hear your writing

Click the **Speaker**   button to turn speech playback on/off.


Sentences are read back after they are completed with a period and spacebar.

Hear selected text

Highlight the text that you want spoken. Click the **Read**  button to have it read aloud.


Speech Recognition

Speaking

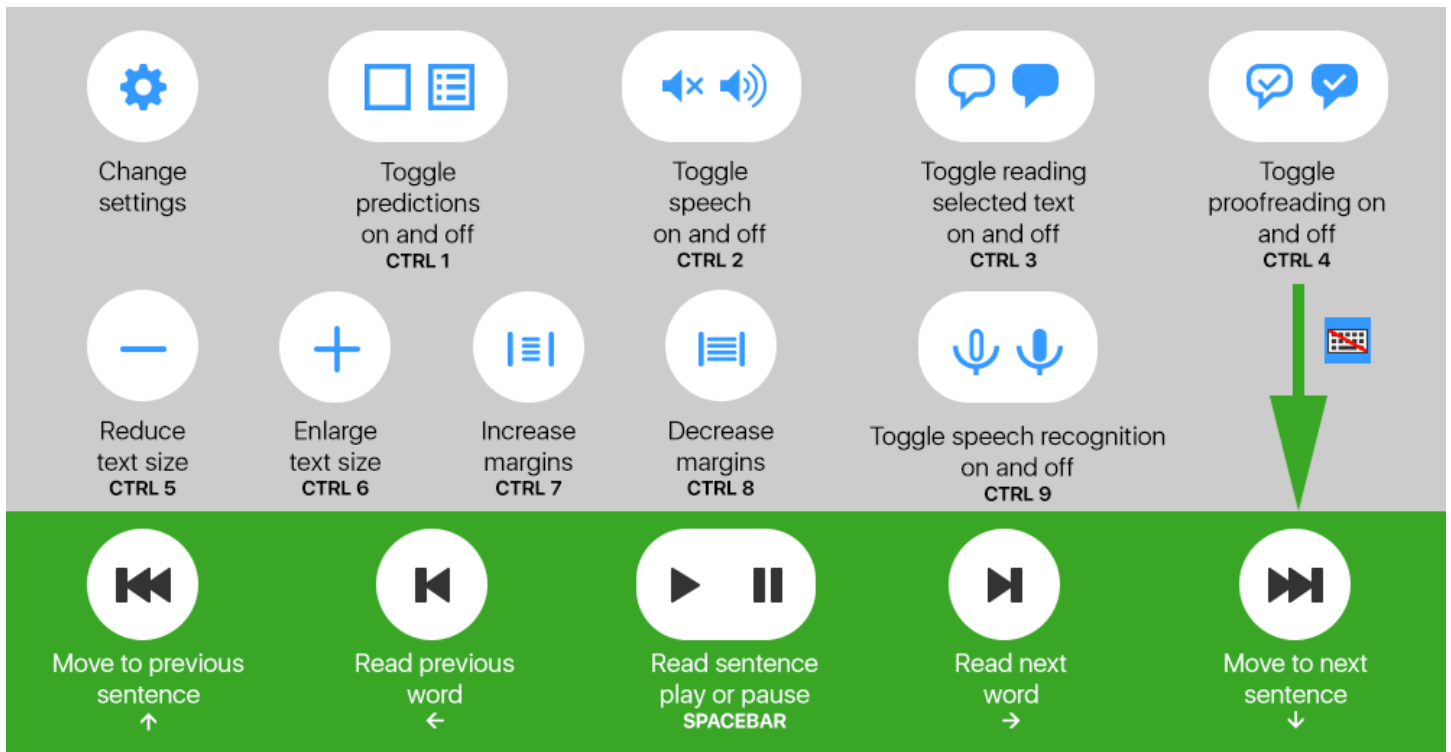
- Turn on/off the microphone by clicking the **Mic**  button.
- Undo a mis-recognized phrase by pressing ESC.

Note: Internet is required.

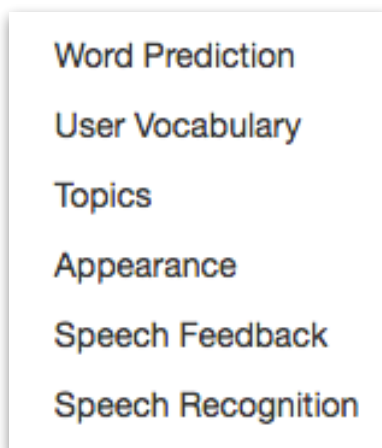
Simple Text Editor



WordQ's toolbar consists of a simple text editor. These features include save, **bold**, *italic*, underline, adjust paragraph alignment, create bullet or numbered lists and undo/redo.



Options



Quillsoft Ltd.

Quillsoft Ltd
250 The Esplanade #308
Toronto, ON M5A 1J2
PH: (416) 698 0111 TF: 844 379 6737